


BOIP




Benelux Office for
**Intellectual
Property**



Annual Report 2023

www.boip.int



BOIP



Benelux Office for
**Intellectual
Property**

Contents

3	Trademarks
10	Designs
13	i-DEPOT
15	Organisation
17	Summary financial statements
25	Independent auditor's report

Trademarks



Benelux applications 2019 - 2023 in numbers ¹



¹ The number of applications is based on the date of receipt.

Breakdown of Benelux applications by country of origin 2019 - 2023

	2023		2022		2021		2020		2019	
	number	%	number	%	number	%	number	%	number	%
Netherlands	13,539	66.34	12,317	64.12	15,563	64.93	15,021	63.00	12,315	60.31
Belgium	5,213	25.55	5,093	26.51	6,419	26.78	6,794	28.50	5,850	28.65
Luxembourg	590	2.89	629	3.27	736	3.07	742	3.11	890	4.36
US	140	0.69	236	1.23	238	0.99	191	0.80	226	1.11
Japan	17	0.08	6	0.03	13	0.05	54	0.23	56	0.27
Other EU	482	2.36	487	2.54	532	2.22	572	2.40	584	2.86
Other	426	2.09	442	2.30	468	1.95	468	1.96	497	2.44
Total	20,407	100.00	19,210	100.00	23,969	100.00	23,842	100.00	20,418	100.00

Breakdown of applications by language 2019 - 2023

	2023		2022		2021		2020		2019	
	number	%	number	%	number	%	number	%	number	%
English	2,996	14.68	3,092	16.10	3,281	13.69	2,931	12.29	2,835	13.89
French	2,282	11.18	2,342	12.19	2,908	12.13	3,088	12.95	2,900	14.20
Dutch	15,129	74.14	13,776	71.71	17,780	74.18	17,823	74.75	14,683	71.91
Total	20,407	100.00	19,210	100.00	23,969	100.00	23,842	100.00	20,418	100.00


Registered trademarks 2019 - 2023 in numbers

	2023	2022	2021	2020	2019
Filed by trademark proprietors	8,966	8,374	11,743	9,035	7,345
Filed by agents	9,482	9,860	11,990	10,021	11,306
Total	18,448	18,234	23,733	19,056	18,651


Requests for renewal 2019 - 2023 in numbers



International registrations applied for via BOIP 2019 - 2023 in numbers



International registrations valid in the Benelux 2019 - 2023 in numbers



Refusals on absolute grounds 2022 - 2023

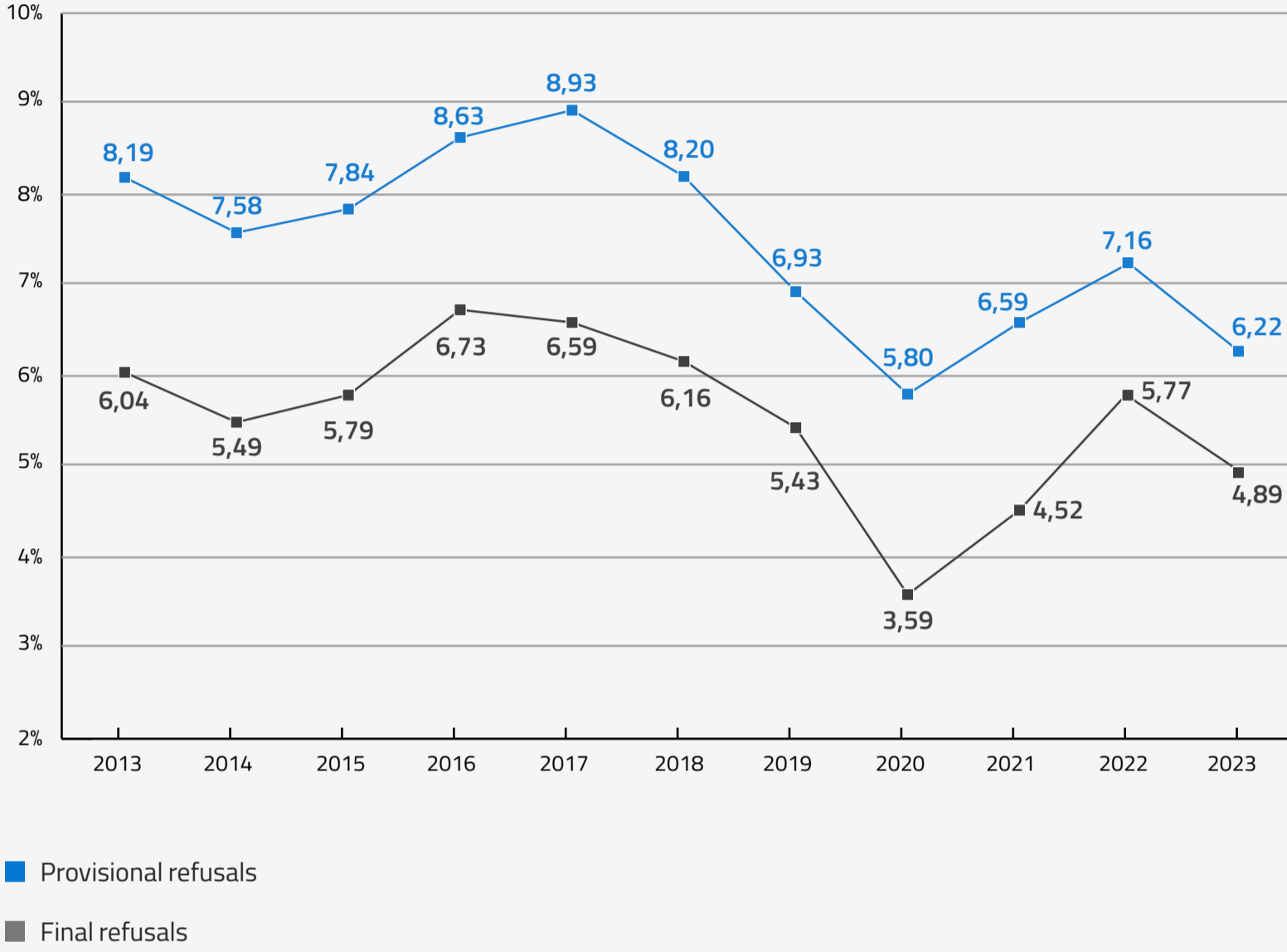
	2023		2022	
	number	%	number	%
Benelux applications				
Filed by trademark proprietors	9,897	48.50	9,136	47.56
Filed by agents	10,510	51.50	10,074	52.44
Total	20,407	100.00	19,210	100.00
Provisional refusals				
Full	1,230	6.03	1,344	7.00
Partial	40	0.20	32	0.17
Filed by trademark proprietors ²	819	8.28	854	9.35
Filed by agents ²	451	4.29	522	5.18
Filings resulting in registration despite provisional refusal ³	63	0.31	115	0.60
Filings withdrawn by request / cancelled priority registrations	104	0.51	216	1.12
Filings excluded from further processing	1	0.00	2	0.01
Objection period still underway (1.12 Implementing Regulations)	743	3.64	8	0.04
Total	1,270	6.22	1,376	7.16
Final refusals				
Of which cancelled priority registrations	12	0.06	62	0.32
Full	966	4.73	1,084	5.64
Partial	31	0.15	24	0.12
Filed by trademark proprietors ²	726	7.34	762	8.34
Filed by agents ²	271	2.58	346	3.43
Objections lodged	200	0.98	128	0.67
No objections lodged	797	3.91	980	5.10
Appeal lodged (Article 1, 1.15bis BCIP) ⁴	3	0.01	0	0.00
Total	997	4.89	1,108	5.77

² These refusal percentages are calculated relative to the number of applications filed by trademark proprietors/agents.

³ These are mostly provisional refusals which, after reaction by the trademark proprietors / agents, were then reviewed: for example, if the application is limited or acquisition of distinctive character through use is demonstrated.

⁴ In contrast to all other figures in this table, the totals of which have been calculated based on the filing date in the relevant year, the number of appeals has been calculated on the basis of the appeal submission date.

Development of refusals on absolute grounds in percentage versus the number of applications 2013 - 2023



Oppositions 2019 - 2023 in numbers



Oppositions 2023

	number	2023 %
Oppositions		
Admissible	762	99.35
Inadmissible	5	0.65
Total	767	100.00
Cancelled in 2022 (admissible oppositions)		
Total	714	87.39
Still under consideration (admissible oppositions)		
from 2022	103	12.61
Language of the proceedings (admissible oppositions) ⁵		
Dutch	512	66.75
French	127	16.56
English	128	16.69
Total	767	100.00
Opposition filed against (admissible oppositions)		
Benelux law	720	94.49
International law	42	5.51
Total	762	100.00
Opposition based on (admissible oppositions) ⁶		
Benelux trademark	187	19.87
European Union trademark	515	54.73
International trademark	197	20.94
Well known trademark (Art 6.bis Paris Convention)	41	4.36
Protected designations of origin and protected geographical indications	1	0.11
Filed by agents	0	0.00

⁵ Some closures take place before the procedural language has been set.

⁶ Multiple types of rights can be invoked for each opposition.

Applications for cancellation 2019 - 2023 in numbers



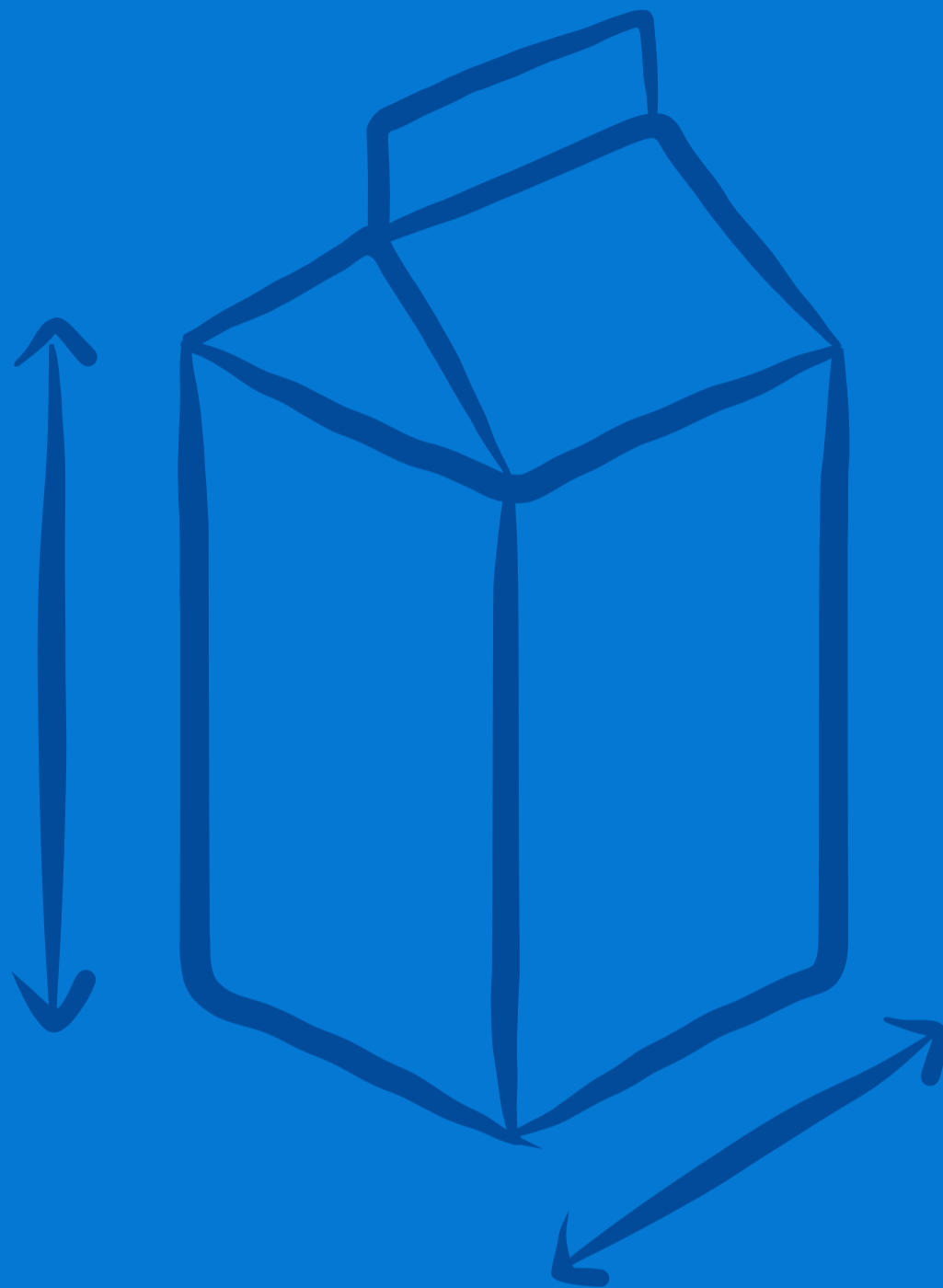
Cancellation procedures 2023

	number	2023 %
Cancellation procedures		
Admissible	112	100.00
Inadmissible	0	0.00
Total	112	100.00
Still under consideration (admissible applications)		
from 2021	45	40.18
Language of the proceedings (admissible applications) ⁷		
Dutch	69	61.61
French	14	12.50
English	29	25.89
Cancellation filed against (admissible applications)		
Benelux trademark	98	87.50
International trademark	14	12.50
Based on (admissible applications) ⁸		
Revocation	69	61.61
Absolute invalidity	33	29.46
Relative invalidity	42	37.50


⁷ Some closures take place before the procedural language has been set.

⁸ Different types of rights can be invoked for each opposition.

Designs



Benelux designs 2019 - 2023 in numbers⁹



⁹ The figures contained in these tables are accounted for by the number of designs filed and not the number of filings. The figures only cover valid designs.

Request for renewals 2019 - 2023 in numbers¹⁰




¹⁰ The figures contained in these tables are accounted for by the number of designs filed and not the number of filings. The figures only cover valid designs.

Top 10 of Locarno classification in Benelux design applications in 2023 ¹¹

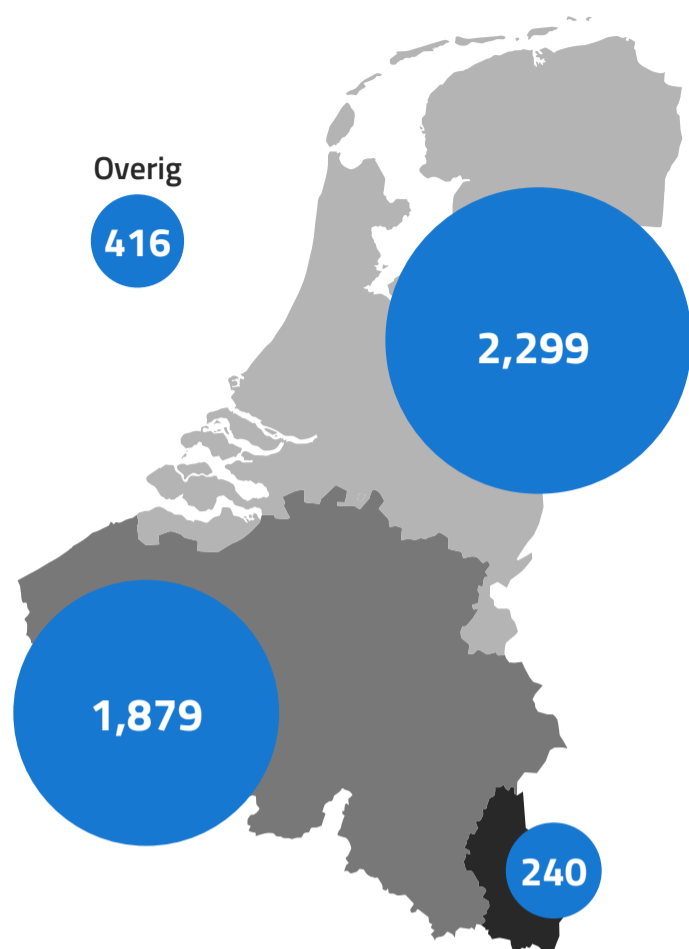
Class	Description of the class	2023 Number
32	Graphic symbols and logos, surface patterns, decorations	119
6	Furniture and home textiles	87
11	Decorative goods	67
2	Clothing and haberdashery	62
25	Construction works, elements and materials	49
9	Packaging materials and containers for transporting, loading or unloading goods	48
26	Lighting apparatus	40
19	Stationery and office equipment, artists' and teaching materials	39
8	Tools and hardware	32
12	Means of transport or hoisting	27

¹¹ The Locarno classification is an international classification system used for the registration of industrial designs.

i-DEPOT



Online i-DEPOT 2023 in numbers



Online i-DEPOT 2019 - 2023 in numbers

	2023	2022	2021	2020	2019
Belgium	1,879	1,717	1,983	3,070	1,978
The Netherlands	2,299	2,082	2,633	3,946	2,669
Luxembourg	240	203	258	244	210
Other	416	340	244	448	345
Total	4,834	4,342	5,118	7,708	5,202

i-DEPOT storage period extensions 2019 - 2023 in numbers



Organisation



Organisation

Our office is situated in The Hague. BOIP has 77 employees.
We work closely with the national offices in Brussels and Luxembourg.

Number of employees

	31-12-2023	31-12-2022
Netherlands	62	59
Belgium	11	12
Luxembourg	3	3
Other	1	2
Total	77	76
Breakdown male/female		
Male	39	38
Female	38	38
Number of FTEs		
(full-time equivalents)	68,79	67,22



National offices

National office Belgium

Federal Economic Service, Small and Medium-Sized Enterprises and Energy

Intellectual Property Unit

City Atrium - Vooruitgangsstraat 50

1210 Brussels

T +32 800 120 33

piie.contact@economie.fgov.be

<https://economie.fgov.be/en/themes/intellectual-property>

National office Luxembourg

Ministère de l'Économie

Office de la propriété intellectuelle

19-21, Boulevard Royal

L -2914 Luxembourg

T +352 247 841 13

dpi@eco.etat.lu

<https://meco.gouvernement.lu/fr.html>

Summary financial statements



Summary financial statements

Notes

This chapter contains a summary of the internal financial statements for the 2023 financial year. The auditor's report only covers the balance sheet, the income statement, statement of movements in equity and the accompanying notes in the financial chapter of this Annual Report. There are no generally accepted criteria available for compiling summary financial statements. Therefore, the Management Board itself has developed these criteria. The purpose of this chapter is to provide a comprehensible summary of BOIP's internal financial statements. The criteria and the aggregation level applied in this summary are based on this purpose.

The balance sheet as at 31 December 2023 and the 2023 income statement from the internal financial statements are fully incorporated in this summary, together with the statement of changes in equity.

The internal financial statements are based on IPSAS. These summary financial statements only state the accounting policies for a number of material items. The notes required under IPSAS are set out in a simplified manner, taking account of the intended purpose of these summary financial statements.

The accompanying summary was issued at a later date than the internal financial statements. As this document only intends to provide a summary of the original internal financial statements for the 2023 financial year, the events in the interim period have not been taken into account.

Reading this summary is not a substitute for reading the original internal financial statements for the 2023 financial year given that various simplifications have been made. Users who need more information can view a copy of the internal financial statements at BOIP's offices.

Balance sheet 2023

after appropriation of the result.

In thousands of euros	31-12-2023	31-12-2022
Assets		
Cash at bank and in hand	14,188	14,958
Receivables, prepayments and accrued income	4,282	5,166
Total current assets	18,470	20,124
Financial fixed assets	24,796	18,026
Financial fixed assets (pension)	19,236	14,685
Tangible fixed assets	4,121	4,572
Intangible fixed assets	219	716
Total fixed assets	48,372	37,999
Total assets	66,842	58,123
Liabilities		
Current liabilities, accruals and deferred income	7,600	7,928
Employee benefits	23,352	17,331
For the account and risk of employees	20,384	16,400
BPP	0	56
Total non-current liabilities	43,736	33,787
Equity		
Cumulative surplus	15,506	16,408
Total liabilities	66,842	58,123

Notes to the balance sheet

- The summary financial statements have been prepared in compliance with Articles 19 and 20 of BOIP's financial regulations.
- Bonds, shares and other investments are stated at fair value. The realised and unrealised results are recognised in the income statement. This applies to both investments for the account and risk of BOIP, as well as (pension) investments for the account and risk of participants.
- The tangible and intangible fixed assets are stated at cost or on the basis of the costs incurred, less accumulated depreciation and, if applicable, less impairments.
- Current liabilities mainly comprise deferred income (payments for services not yet rendered).
- Non-current liabilities largely consist of liabilities relating to employee benefit schemes, which under IPSAS are required to be recognised under liabilities. BOIP has among other things recognised a debt provision for future pension costs and future warranty costs. The total liability amounts to €31,655,000 (2022: €26,845,000). There is a strong increase in the provision for healthcare after retirement to €8,637,000 (2022: €3,592,000), which is principally due to the expected future annual medical inflation figure of 5%. Up to and including last year, medical inflation was set at the same level as the general inflation.
- The cumulative surplus comprises the accumulated earnings as well as the movements in non-current liabilities that are taken directly to equity.

Income statement 2023

In thousands of euros	Budget 2023 (unaudited)	2023	2022
Revenue			
Turnover from filings	6,237	6,935	6,958
Turnover from renewals	4,775	4,687	4,851
Other	5,367	6,688	6,242
Total revenue	16,379	18,310	18,051
Operating costs			
Salary costs	8,576	8,278	8,156
Social security contributions	1,343	2,423	1,184
Pension costs	2,945	2,366	2,763
Other staff costs	688	782	222
Internal tax and social levies	-2,311	-2,315	-2,221
Staff costs	11,241	11,534	10,104
Depreciation costs	1,100	990	1,284
Other operating costs	3,421	4,003	3,928
Less: total operating costs	15,762	16,527	15,316
Operating result	617	1,783	2,735
Financial income and expenses			
Interest income and dividend	231	693	168
Investment transaction results	355	1,630	-2,603
Exchange gains and losses	0	-20	27
Financial income (pension)	0	1,851	-2,114
Bank charges	-103	-101	-113
Total financial income and expenses	483	4,053	-4,635
Surplus (+) / Deficit (-)	1,100	5,836	-1,900

Notes to the income statement

BOIP recorded a surplus of €5,836,000 (2022: deficit €1,900,000). Positive factors contributing to the surplus are, among others, the evolution of the share price of BOIP investments (€1,630,000), the investment result of the pension fund (€1,851,000) and the expected income from the offset mechanism (€950,000).

- The budgets included in the summary financial statements have not been audited.
- Revenue relates to the revenue derived from services rendered in the financial year.
- The investment income includes the investment income from BOIP pensions for the account and risk of the participants, which are accounted for on the BOIP balance sheet.
- The cost price of services rendered is allocated to the same period as the income. If the bottom-line result of a service cannot be determined in a reliable manner, but is expected to be positive, only the income amounting to the sum of the costs is recognised. If these costs cannot be reliably determined either, revenues are not recognised in the interim period but on completion of the service. However, the costs already incurred are recognised in the income statement.
- At €18,310,000, turnover was clearly higher than budgeted (€16,379,000). This was caused by higher international revenue (offset income €950,000) and a €283,000 higher BPP (Benelux Patent Platform) revenue.
- The staff costs of €11,534,000 came out higher than budget (€11,241,000). This is linked to the increase in insurance premium for healthcare costs, which lead to an addition of €797,000 to the provision for healthcare after retirement. Against that, pension costs are lower (€579,000).
- At €990,000, depreciation costs are significantly lower than budget (€1,100,000), because only €42,000 was invested.
- The other costs (€4,003,000) come out over the budget of €3,421,000 due to higher IT costs (€201,000, due to increased licencing and security costs) and BPP expenses (€277,000, which, however, are passed on to the Member States).

Statement of changes in equity 2023

In thousands of euros	Other reserves	Reserve revaluation	2022 total
Equity as at 1 January 2022	23,950	-10,626	13,324
Pension			
Demographic assumptions	0	-543	-543
Change in the notional interest rate	0	32,233	32,233
Change in developments in stock	0	-1,548	-1,548
Income from investments	0	-27,422	-27,422
Pension fund			
Elimination of BOIP pension fund current account	0	-26	-26
BOIP pension fund returns on investment	0	2,114	2,114
Aegon current account	0	24	24
Other	0	-486	-486
Healthcare after retirement			
Change in the notional interest rate	0	1,053	1,053
Developments in stock	0	-415	-415
Shortage 2022	-1,900	0	-1,900
Equity as at 31 December 2022	22,050	-5,642	16,408

In thousands of euros	Other reserves	Reserve revaluation	2023 total
Equity as at 1 January 2023	22,050	-5,642	16,408
Pension			
Demographic assumptions	0	11	11
Change in the notional interest rate	0	-5,445	-5,445
Change in developments in stock	0	276	276
Income from investments	0	4,024	4,024
Pension fund			
Elimination of BOIP pension fund current account	0	192	192
BOIP pension fund returns on investment	0	-1,851	-1,851
Aegon current account	0	167	167
Other	0	-504	-504
Healthcare after retirement			
Change in the notional interest rate	0	-3,378	-3,378
Developments in stock	0	-230	-230
Surplus 2023	5,836	0	5,836
Equity as at 31 december 2023	27,886	-12,380	15,506

Independent auditor's report



Independent auditor's report

An auditor's report was issued for the Dutch version of this annual report. The figures in this external annual report correspond to those published in the Dutch annual report.